

Paper Palm Leaf

Cut this template along the dotted line.

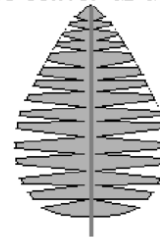
Fold a piece of green construction paper in half and paper clip the template so the dotted line is along the fold.

Cut through the template and both layers of construction paper along the black lines.


Discard the template (unless you want to make more leaves).

Unfold the construction paper to see your finished palm leaf.

Optional: Tape a green pipe cleaner or thin rolled tube of construction paper to the center as a stem.



HEART



Paper Heart

Cut this template along the dotted line

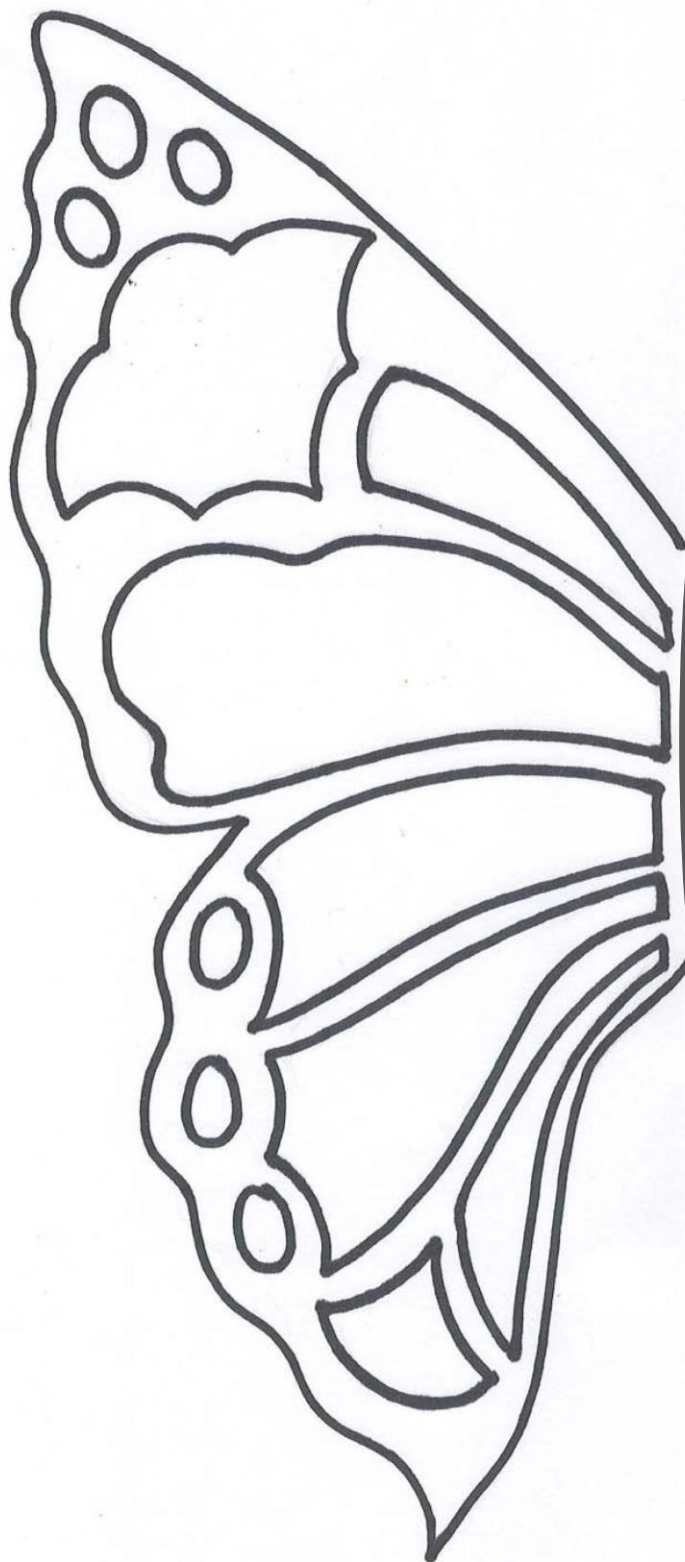
Fold a piece of [red, pink, or any color] paper in half and paper clip the template so the dotted line is along the fold

Cut around the template and through both layers of paper along the black line.

Discard the template (or reuse for additional hearts)

Unfold the paper to see your finished heart.

Optional: Write messages of love on your heart such "Love One Another" or "Jesus Love You"



Paper Butterfly

Cut this template along the dotted line

Fold a piece of colored paper in half and paper clip the template so the dotted line is along the fold


Cut around the outside of the template (through both layers of paper).

Discard the template (or reuse for additional butterflies)

Unfold the paper to see your finished butterfly silhouette.

Optional: For a more intricate butterfly, create an orange silhouette as instructed above.

Then follow the instructions with a black piece of paper, but this time, cut out all of the inner shapes of the template. This will create a black overlay for your orange silhouette. Paste the two together for a beautiful orange and black butterfly. You can also color the circles white.



Paper Cross

Cut this template along the dotted line

Fold a piece of paper in half and paper clip the template so the dotted line is along the fold

Cut around the template and through both layers of paper along the black line.

Discard the template (or reuse for additional crosses)

Unfold the paper to see your finished cross.

Optional: Write messages on your cross such "He Is Risen"









